



i80 INDUSTRIAL PUMPS

Technical Specifications



TECHNICAL SPECIFICATIONS	US	METRIC
Maximum Fluid Pressure	100 psi	6.89 bar, 0.69 MPa
Maximum Fluid Flow	80 gpm	303 lpm
Maximum Particle Size	0.19 in.	4.8 mm
Environmental Temp Rating	0 to 104 °F	-18 to 40 °C
Fluid Connection	AL, SST, HAS (1.5 in. NPT)	AL, SST, HAS (1.5 in. BSPT)
	CP, PP, PV (1.5 in. ANSI/DIN)	CP, PP, PV (1.5 in. ANSI/DIN)
Suction Lift	Dry (13.3 ft)	Dry (4.0 m)
	Wet (13.3 ft)	Wet (4.0 m)
Approvals*	UL, ATEX, C1D1 Group D	
Fluid Section Materials	Aluminum, Stainless Steel, Polypropylene, Conductive Polypropylene, PVDF, Hastelloy	
Seat Options	Aluminum, Santoprene, Geolast, Hytrel, Stainless Steel, Buna, FKM	
Check Ball Options	TPE, Santoprene, Geolast, Hytrel, PTFE, Buna, FKM, Stainless Steel, Acetal	
Diaphragm Options	2-piece PTFE, PTFE OM, Santoprene, Buna, FKM, Geolast, Hytrel	
Seals and Gasket Options	PTFE, Buna	

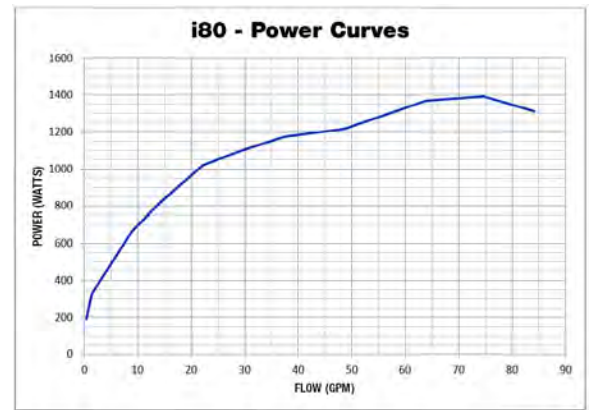
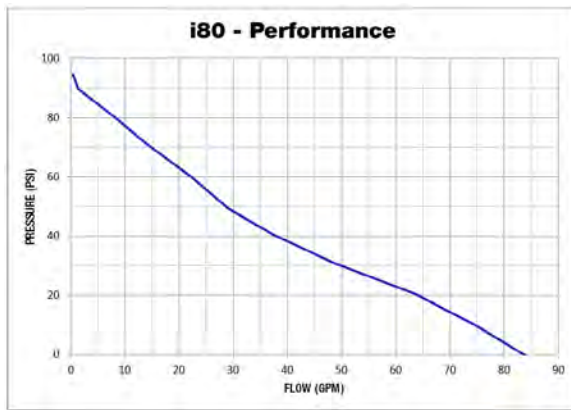
*Approvals depend on the pump configuration build

ELECTRICAL RATINGS	RATED VOLTAGE	PHASE	HERTZ	CURRENT	PLUG TYPE	APPROVALS
FF1 Motor (North America)	200–240 V	3	50/60 Hz	7.5 A	NEMA L15-20	UL, Ordinary Location
FF2 Motor (World Wide)	200–240 V	1	50/60 Hz	15 A	NEMA L15-20	UL, Ordinary Location
FF3 Motor (North America)	200–240 V	3	50/60 Hz	7.5 A	Flying Leads	UL, C1D1 Group D
FF4 Motor (World Wide)	200–240 V	1	50/60 Hz	15 A	Flying Leads	UL, ATEX

QUANTM™ i80 TECHNICAL SPECIFICATIONS



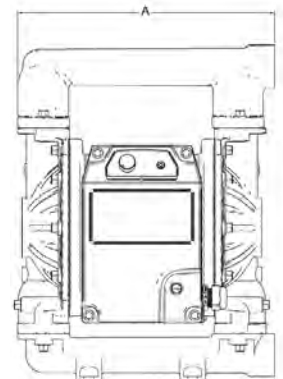
PERFORMANCE AND POWER



ALUMINUM PUMPS

DIM REF.	IN	CM
A	15.07	38.28
B	13.81	35.08
C	5.17	13.13
D	19.60	49.78
E	18.30	46.48
F	1.50	3.81
G	4.55	11.56
H	6.00	15.24
J	6.00	15.24
K	5.50	13.97

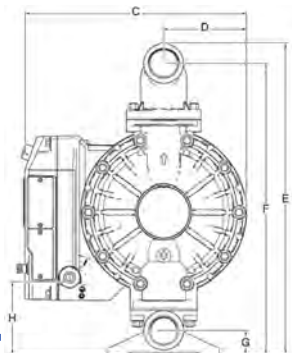
WEIGHT	
71 lb	32.2 kg



STAINLESS STEEL & HASTELLOY

DIM REF.	IN	CM
A	16.10	40.89
B	13.85	35.18
C	5.21	13.23
D	18.97	48.18
E	17.75	45.09
F	1.44	3.66
G	4.55	11.56
H	6.00	15.24
J	6.00	15.24
K	5.50	13.97

WEIGHT	
112 lb	50.8 kg



POLYPROPYLENE, CONDUCTIVE POLYPROPYLENE & PVDF

DIM REF.	IN	CM
A	17.60	44.70
B	13.87	35.23
C	5.23	13.28
D	22.00	55.88
E	19.30	49.02
F	3.00	7.62
G	5.85	14.86
H	6.00	15.24
J	6.00	15.24
K	10.42	26.47

WEIGHT		
PP, CP	75 lb	34 kg
PV	85 lb	38.5 kg

